

Introducing Extra C-Tap

Our signature hot-and-cold water dispenser: outstanding design and state-of-the-art technology.

- Smart and stylish: brushed stainless-steel designer tap with glass touch panel above the counter; filter, carbonator, cooler and boiler out of sight below
- Choice of up to five water types: unchilled and chilled still, chilled semi-sparkling and sparkling – plus hot water on demand e.g., for tea
- Low energy consumption, with boiler standby/night modes
- Proven BRITA filtration technology ensures excellent-tasting cold and hot water and prevents limescale. No descaling process needed
- Choice two boiler sizes and optional Easy Access Panel



Extra C-Tap

Our signature hot-and-cold water dispenser:
outstanding design and state-of-the-art
technology.




Anti-scalding feature
for hot water

BRITA filtration pre-
serves minerals in
water while removing
unwanted substances



The **Easy Access Panel** helps cre-
ate a barrier-free, inclusive work-
ing environment. The optional
control unit can be positioned to
provide easy access for wheel-
chair users




Our water dispensers
produce 86% less
CO₂ emissions than
pre-bottled water and
64% less than bottled
water dispensers

Watch our Video on Youtube



Intuitive glass touch pad
plus optional Easy Access Panel

ThermalGate™
powerful thermal-
disinfection feature



Drip tray
with direct connection to
wastewater system

BRITA

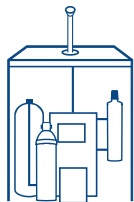
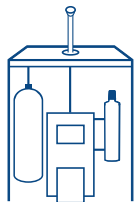
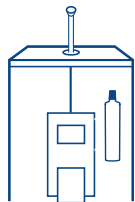
Two heights:
• Short tap
• Tall tap

















Extra C-Tap



Technical data



Model	Extra C-Tap still	Extra C-Tap still + sparkling	Extra C-Tap still + hot	Extra C-Tap still + sparkling + hot
Design / Type	Tap System: C-Tap			
Types of water	 	   	  	    
Configuration options				
Tap height	short tap (260 mm dispensing height), tall tap (330 mm dispensing height)			
For installation in barrier-free environments	Easy Access Panel			
For installation without waste water connection	waste water container			
Specifications				
Cooling capacity	85 l/h			
Heating capacity	-	-	medium boiler: 20 l/h, large boiler: 30 l/h	
Fits into undercounter cabinet with the following dimensions (W x H x D)	600 x 800 x 600 mm		800 x 800 x 600 mm	
Dimensions of undercounter appliances (W x H x D)	cooler: 272 x 490 x 473 mm		cooler: 272 x 490 x 473 mm medium boiler: 230 x 415 x 234 mm, large boiler: 230 x 670 x 234 mm	
Dimensions of tap incl. drip tray (W x H x D)	short tap: 134 x 339 x 269 mm tall tap: 134 x 409 x 269 mm			
Weight	tap: 1.9 kg undercounter appliance (cooler): 38.5 kg		tap: 1.9 kg undercounter appliance: cooler 38.5 kg undercounter appliance: medium boiler 7.8 kg, large boiler: 11.3 kg	
Max. power consumption, cooler	540 W			
Max. power consumption, boiler	-	-	2.1 KW	
Max. flow rate, still water	2 l/min			
Max. flow rate, sparkling water	-	1.6 l/min	-	1.6 l/min
Max. flow rate, hot water	-	-	medium boiler 1.6 l/min, large boiler 1.9 l/min	
Max. instant draw-off, hot water	-	-	medium boiler 1.8 l at up to 95°C, large boiler 6 l at up to 95°C	

Introducing Easy Access Panel

Additional BRITA dispenser control unit for a barrier-free environment.

- Control unit can be positioned to provide easy access for wheelchair users
- Helps create a barrier-free, inclusive working environment
- Installs angled or flat for mounting on the counter or cabinet
- Available for different configurations of Top Pro, Extra I-Tap and Extra C-Tap

Easy Access Panel

Additional BRITA dispenser control unit
for a barrier-free environment.



Design and operation
tailored to BRITA
water dispensers



Barrier-free environment



Choice of water types
in line with the installed
BRITA water dispenser

Convenient positioning
Can be installed at various
heights

Watch our Video on Youtube



Three installation options:

- Angled
- Flat: on countertop
- Flat: on cabinet front

