

## Introducing Fill Pro

High-capacity, powerhouse dispenser combines speed, style and precision.

- BRITA's most powerful water dispenser with the highest cooling capacity – perfect for busy restaurants, bars, hotels, large offices and events
- Choice of four refreshing water types: unchilled and chilled still, chilled semi-sparkling and sparkling
- Stylish, brushed stainless steel cased unit as a countertop or freestanding installation with no unsightly tanks, bottles or hoses
- Precision vessel positioning on drip tray guides and accurate portion control without a drop of water waste. Hit the button, walk away, collect
- TwinFilling doubles service efficiency by filling two bottles or glasses simultaneously



Product compliant with  
Reg. EC No 1935/2004




# Fill Pro

High-capacity, powerhouse dispenser combines speed, style and precision.



reddot winner 2021



**TwinFilling** efficiently fills two bottles/glasses simultaneously

Our water dispensers produce 86% less CO<sub>2</sub> emissions than pre-bottled water and 64% less than bottled water dispensers


**BottleGuard** to easily position bottles/glasses on the drip tray for precise filling

Watch our Video on Youtube



**SmoothFinishing**  
portion control to fill bottles/glasses without overflow

**ThermalGate™**  
powerful thermal-disinfection feature



**BRITA CLARITY Protect** filter  
preserves minerals in water while removing unwanted substances

**BRITA**

Two installation options:

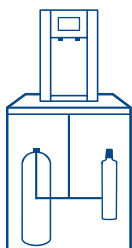
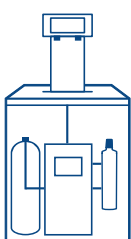
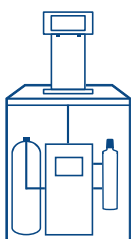
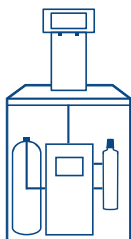
- Floorstanding
- Countertop



# Fill T-Tap/Fill Pro



## Technical data



Model	Fill still + sparkling				
Design / Type	tap system: without drip tray	tap system: with countertop drip tray	tap system: with integrated drip tray	countertop	base cabinet
Installation scenario	surfaces with existing drip trays, e.g. bars with a waste water connection.	surfaces made of materials difficult to drill (glass, stone, concrete, metal).	surfaces relatively easy to drill, e.g. for a waste water connection.	suitable where there is limited space below the countertop.	flexible installation in diverse scenarios, independent of existing counters, etc.
Types of water					



### Configuration options

For installation without waste  
water connection

waste water container

Specifications					
Cooling capacity	120 l/h				
Unit dimensions (W x H x D)	tap: 290 x 544 x 128 mm undercounter appliance (cooler): 302 x 603 x 483 mm			401 x 544 x 563 mm	base cabinet: 400 x 910 x 565 mm base plate: 520 x 4 x 564 mm
Dispensing height	383 mm	345 mm	376 mm	345 mm	
Weight	tap: 5.1 kg undercounter appliance (cooler): 40 kg	tap: 5.1 kg undercounter appliance (cooler): 40 kg	tap: 5.1 kg undercounter appliance (cooler): 40 kg	42 kg	base cabinet: 22 kg base plate: 10 kg
Max. power consumption	529 W	529 W	529 W	529 W	
Max. flow rate	2 l/min				